


JET-ARCO®
ESPAÑA

WELDING MACHINES



Professional and industrial equipment
with advanced technology

Learn more about
Welding Machines





Compatibility table with inverter welding machines

● Compatible
● Recommended

		J901MS	J912MS	J907MS	J911MS	J903MS	J904MS	J905MS	J906MS	J908MS	J909MS	J910MS	J913MS	J914MS	
Torches	AN500JF Futura MIG-15 Torch						●	●	●	●	●	●			
	AN501JF Futura MIG-25 Torch						●	●	●	●	●	●			
	AN502JF Futura MIG-36 Torch								●	●	●	●			
	AN503JF Futura MIG-501 Torch											●			
	AN550JF Futura MIG-TTG PRO Line Torch									●	●	●			
	AN504JF Futura TIG-17M Micro Torch						●					●			
	AN505JF Futura TIG-26M Micro Torch						●					●	●		
	AN507JF Futura TIG-26V Valve-Micro Torch	●	●	●	●	●	●	●	●	●	●	●	●		
	AN510JF TIG-T 26 Valve Torch	●	●	●	●	●						●	●	●	
	AN530CP 40A Plasma Torch, 4 m, Central Connection								●						
	AN531CP 40A Plasma Torch, 4 m, External Connection								●						
	AN532CP 80A Cutting Torch, 8 m, External Connection													●	
	AN532JF 80A Plasma Torch, 4 m, External Connection													●	
	A822 Electrode Holder Cutting Clamp, 1200A														●
	Accessories	A800 Black and Red Male Connector Set 10-25	●												
A801 Black and Red Male Connector Set 35-50			●	●	●	●	●	●	●	●	●	●	●		
A802 Black and Red Male Connector Set 50-70												●	●	●	
A804 Black Female-Male Connector Set 10-25		●													
A805 Black Female-Male Connector Set 35-50			●	●	●	●	●	●	●	●	●				
A803 Black Female-Male Connector Set 50-70												●	●	●	
A806 Red Female-Male Connector Set 10-25		●													
A807 Red Female-Male Connector Set 35-50			●	●	●	●	●	●	●	●	●				
A808 Red Female-Male Connector Set 50-70												●	●	●	
A809 Black and Red Female Euro-Connector Set 10-25		●													
A810 Black and Red Female Euro-Connector Set 35-50			●	●	●	●	●	●	●	●	●				
A811 Black and Red Female Euro-Connector Set 50-70												●	●	●	
A812 Ground Clamp 300A		●	●	●	●	●	●	●	●	●	●	●			
A813 Ground Clamp 500A		●	●	●	●	●	●	●	●	●	●	●	●	●	
A814 Bichromated Ground Clamp 300A		●	●	●	●	●	●	●	●	●	●	●			
A815 Bichromated Ground Clamp 500A		●	●	●	●	●	●	●	●	●	●	●		●	
A816 C-Clamp Ground Clamp 700A									●	●	●	●	●	●	
A817 Screw Ground Clamp 650A			●	●	●	●	●	●	●	●	●	●	●	●	
A818 Open Electrode Holder 300A		●	●	●	●	●	●	●	●	●	●	●	●	●	
A819 Open Electrode Holder 500A		●	●	●	●	●	●	●	●	●	●	●	●	●	
A820 Closed Electrode Holder 300A		●	●	●	●	●	●	●	●	●	●	●	●	●	
A821 Closed Electrode Holder 500A	●	●	●	●	●	●	●	●	●	●	●	●	●		

Duty Cycle

It is the percentage of time that a machine can operate continuously within a 10-minute cycle without overheating.



To ensure optimal performance, it is essential to select the right equipment according to the work intensity.



Moderate
30% - 40°C

Home maintenance, basic repairs, DIY projects.



Professional
60% - 40°C

Construction projects, automotive work, industrial repairs.



Industrial
100% - 40°C


More demanding applications and large-scale welding jobs.



Ref. J901MS

Inverter welder MMA-TIG 140A Futura F140MLT, 110V/220V

Process: MMA - TIG
 Amp. max: 140A
 Function: **MMA PULSED ARC** LIFT TIG, LIFT TIG
 Units per box: 4



Accessories including



Clamp holder



Clamp of mass




See gear factor on page A2



Ref. J902MS

Inverter welder MMA-TIG 200A Futura F200MLT, 110V/220V

Process: MMA - TIG
 Amp. max: 200A
 Function: **MMA PULSED ARC** LIFT TIG, LIFT TIG
 Units per box: 1



Accessories including



Clamp holder



Clamp of mass




See gear factor on page A2



Ref. J912MS

Inverter MMA-TIG welder 200A Heavy Duty F200HD, 110V/220V

Process: MMA - TIG
 Amp. max: 200A (220V)
 Function: **MMA, LIFT TIG, PULSED BOW**
 Units per box: 1



Accessories including



Clamp holder



Clamp of mass



Ref. J907MS

Inverter MMA-TIG welder (Ultra) F250ULTRA 220V

Process: MMA - TIG
 Amp. max: 250A
 Function: **MMA, LIFT TIG, PULSED BOW**
 Units per box: 1



Accessories including



Clamp holder




Clamp of mass



Ref. J911MS

Inverter MMA/TIG welder La Bestia 300A F300MLT 1Ph 220V/ 3Ph 380v-440V

Process: MMA Special construction.
 Amp. max: 300A (220V)/380V 3Ph) - 250A (220V/ 380V 1Ph)
 Function: **MMA PULSED ARC**
 Units per box: 1



Accessories including



Clamp holder



Clamp of mass





HF



Ref. J903MS

TIG-MMA AC/DC 200A inverter TIG-MMA welder

Process: TIG - MMA
 Amp. max: 200A (220V)AC/DC
 Function: HF TIG - LIFT TIG - TIG PULSED BOW
 Units per box: 1

Accessories



Clamp holder




Clamp of mass



TIG torch 26mf



Pedal 5 pins (Optional)



Ref. J904MS

Multiprocess inverter welder 200A F200MTM 220V

Process: MIG - TIG - MMA
 Amp. max: 200A
 Function: 2T/4T, Spool 5Kg
 Units per box: 1

Accessories including




Clamp holder



Clamp of mass



Torch MIG 15



Ref. J905H1

Multiprocess inverter welder 4 in 1, 160A F1604X1HF, 110V/220V

Process: MIG - HF TIG - MMA - PLASMA HF CUT
 Amp. max: 160A.
 Function: 4x1, Reel 5Kg
 Units per box: 1

Accessories including



Clamp holder



Clamp of mass



Torch MIG 15




Torch plasma



Torch TIG 17



Air filter plasma



Ref. J905MS

Inverter welder multiprocess 4 in 1, 200A F2004x1HF, 110V/220V

Process: MIG - HF TIG - MMA - PLASMA HF CUT
 Amp. max: 200A
 Function: 4x1, Reel 5Kg
 Units per box: 1

Accessories including



Clamp holder



Clamp of mass



Torch MIG 15




Torch plasma



Torch TIG 17



Air filter plasma



Ref. J906MS

Multiprocess inverter welder 220A F220MTM, 220V 1PH

Process: MIG **DOUBLE PULSED BOW** - TIG - MMA
 Amp. max: 200A (220V MTM)
 Function: LIFT TIG, Spool 15kg
 Units per box: 1

Accessories including



Clamp holder



Clamp of mass



Torch MIG 25



4 pinch rollers





Ref. J908MS

Multiprocess welder 300A F300MTM 1Ph 220V / 3Ph 380V

Process: Multiprocesses
 Amp. max: 250A (220V/380V 1Ph) - 300A (380V/440V 3Ph)
 Capacity: 15 kg reel
 Units per box: 1

Accessories including




Clamp holder



Clamp of mass



MIG 36 torch



Ref. J909MS

Multi, Pulsed arc welder 300A F300MPTM 1Ph 220V/3Ph 380V-440V

Process: MIG double pulsed arc - TIG - MMA
 Amp. max: 300A (220V)/380V 3Ph)-250A (220V/ 380V 1Ph)
 Function: 2T/4T, 15kg reel
 Units per box: 1

Accessories including




Clamp holder



Clamp of mass



MIG 36 torch



Ref. J910MS

Multiprocess welder 500A F500MPTM 3Ph 380V/440V

Process: MIG double pulsed arc-cold pulsed arc TIG MMA
 Amp. max: 500A (380V 3Ph)
 Function: 2T/4T, 15kg reel
 Cooling: Water
 Units per box: 1

Accessories including




Clamp holder



Clamp of mass



MIG 501 torch



Ref. J950ML

Futura Lithium VR150Li MMA inverter welder

Process: MMA, 80 electrodes per cycle 2.5 mm E6013
 Internal battery: 150A
 Input power: 2400W
 Units per box: 1

Accessories including



Clamp holder



Clamp of mass



Ref. J913MS

Inverter TIG-MMA AC/DC 315A TIG-MMA welder

Process: HF TIG - MMA
 Amp. max: 315A (380V 3Ph)
 Function: AC/DC Pulsed Arc
 Cooling: Water
 Units per box: 1

Accessories including



Torch TIG




Regulator argon



Hose air




Pedal control remote





Ref. J940MS
Inverter Plasma Cutter 40A, CPE40A (External Torch)

Process: Plasma cutting.
 Amp. max: 40A
 Units per box: 1



Accessories including




Torch plasma



Ref. J941MS
Inverter Plasma Cutter 40A, CPI41A (Internal Torch)

Process: Plasma cutting
 Amp. max: 40A
 Units per box: 1



Accessories including




Torch plasma



Ref. J942MS
Plasma cutter 380V 80A / 220V CPE80A

Process: Plasma cutting
 Amp. max: 80A (380V 3Ph) 60A (220V)
 Maximum cut: 45 mm
 Units per box: 1



Accessories including



Torch plasma




Clamp of mass



Ref. J945MS
Plasma/CNC cutter 3Ph-380V 120A CPE120A HF

Process: HF plasma cutting
 Amp. max: 120A (380V 3Ph) 120A (380V)
 Maximum cut: 40 mm
 Units per box: 1



Accessories including



Torch plasma




Clamp of mass



Ref. J944MS
Plasma/CNC cutter 3Ph-380V 160A CPE160A HF

Process: CNC-compatible HF Plasma cutting
 Amp. max: 160A (380V 3Ph) 160A (380V)
 Maximum cut: 55 mm
 Units per box: 1



Accessories including



Torch plasma



Clamp of mass



Ref. J914MS
630A arc welder / cutter
F630MCA 3Ph 380V/440V

Process: Arc/air
 Amp. max: 630A (380V 3Ph)
 Units per box: 1

Accessories including




Clamp holder



Clamp of mass



Air-arc electrode clamp 1200A




Ref. J920SL
Quantum 2 1500W laser welder

Laser power: 2000W
 Process: Continuous fiber laser source
 Cooling: by air.
 Units per box: 1

Accessories including




Welding torch




Ref. J925SL
NITRO 2000W Air-cooled Laser Welder
F2000LNI

Laser power: 2000W
 Laser type: RLaser
 Cooling: by air.
 Power range: 10-100%.




Ref. J980GN2
Nitro generator for laser welding

Power: 80W
 Nitrogen purity: 99.999 %.
 Flow of nitrogen: 1.1 Nm³/h
 Voltage: AC 220V



Ref. J950AL
Quantum double wire feeder

Diameters: 0.8mm to 2.5mm
 Capacity: Two independent spools or thread reels
 Compatibility: Single oscillation laser welders (S-head) wire diameter max. 2,5mm x 2
 Includes: Quantum installation kit





Ref. J923LL


Quantum 1500W laser cleaner Ref. for water FLIM1500 multisurface

Laser power: 1500W
Process: Continuous fiber laser source
Cooling: by water.

Accessories including



Cleaning torch



Ref. J924LL


Quantum 2000W laser cleaner Ref. for water FLIM2000 multisurface

Laser power: 2000W
Process: Continuous fiber laser source
Cooling: by water.

Accessories including




Cleaning torch



Ref. J990ML

APM1500 Single Arm Portable Vacuum


Process: Multiprocesses
Max power: 1500 m³/h
Length of arm included: 2m



Ref. GSOL200

Gasoline generator/welder 200A

Process: MMA
Max power: 200A Gear factor: 60%
Engine: 4-stroke, Loncin 200 cc, gasoline



Ref. GSOL230

Generator/ Welder 230A


Process: MMA
Max power: 230A Gear factor: 100% 230A
Speed: 3600 RPM






Ref. GSOL300
300A Generator/Welder

Process: MMA
 Max power: 300A Gear factor: 100% 300A
 Speed: 3600 RPM



Ref. G9KW
Soundproof diesel generator

Capacity: 9 KWA
 Voltage: 110, 127, 220 V
 Frequency: 50-60 HZ
 Phase type: Single-phase and Three-phase
 Type of starter: Electric




Order No.
Soundproof diesel generator

Capacity: 12 KWA
 Voltage: 110, 127, 220 V
 Frequency: 50-60 HZ
 Phase type: Single-phase and Three-phase
 Type of starter: Electric




Order No.
Soundproof diesel generator

Capacity: 16 KWA
 Voltage: 110, 127, 220 V
 Frequency: 50-60 HZ
 Phase type: Single-phase and Three-phase
 Type of starter: Electric



Ref. JACOM-12BG
Motor compressor 12Bar - 22 m³/min


Working pressure: 12 bar
 Air flow rate: 22 m³/min
 cooling: Air-cooled (Air-cooled)
 Power rating: 194 kW






Ref. J970MS
Electrode spot welder

Process: Electric resistance welding
 Rated input capacity: 25KVA
 Thickness of welding: 2.5 carbon steel 2.5mm, stainless steel: 1.5mm




Ref. J951AL
Quantum 2 Single Feeder for Laser Welding

Motor power: 50W
 Rated voltage: DC24V
 Tensile strength: 100 N
 Feeding speed: 0.3 - 6 m/min




Ref. MESA1
Folding welding table

Material: Electric resistance welding
 Features portable: Foldable legs, wheels, carrying handle
 Features table: Slots and holes for attachment of accessories.




Hammer and cleaning brush 2 in 1 PRO Series

Ref.	Description	Units	Quantity per case
A817	Hammer with brush Pro for welding	1	20



Variety of spare parts and laser accessories

Process: Laser
 Units per box: According to article





Spare parts for inverter welding machines

Set of male connectors




Ref.	Description	Blister	Blister per case
A800	Set of black and red male connectors 10-25	1 set	20
A801	Set of black and red male connectors 35-50	1 set	20
A802	Set of black and red male connectors 50-70	1 set	20



Set of female - male connectors black




Ref.	Description	Blister	Blister per case
A804	Set of female-male connectors, black 10-25	1 set	20
A805	Set of female-male connectors, black 35-50	1 set	20
A803	Set of female-male connectors, black 50-70	1 set	20



Set of female - male red connectors



Ref.	Description	Blister	Blister per case
A806	Set of female-male connectors, red 10-25	1 set	20
A807	Set of female-male connectors, red 35-50	1 set	20
A808	Set of female-male connectors, red 50-70	1 set	20



Set of euroconnectors




Ref.	Description	Blister	Blister per case
A809	Set euro-female connector black and red 10-25	1 set	20
A810	Set euro-female connector black and red 35-50	1 set	20
A811	Set euro-female connector black and red 50-70	1 set	20



Air cutting carbon electrode tweezers


Ref.	Description	Units	Quantity per case
A822	Air cutting carbon electrode tweezers	1	20



Open and closed electrode clamp



Ref.	Description	Units	Blister per case
A818	Open electrode clamp 300A	1	20
A819	Open electrode clamp 500A	1	20
A820	Closed electrode clamp 300A	1	20
A821	Electrode holder clamp 500A	1	20






Grounding clamp and bichromate clamp




Ref.	Description	Units	Blister per case
A812	300A grounding clamp	1	20
A813	500A grounding clamp	1	20
A814	Bichromate grounding clamp 300A	1	20
A815	Bichromate grounding clamp 500A	1	20



Sergeant mass clamp




Ref.	Description	Units	Quantity per case
A816	700A sergeant grounding clamp	1	20



Screw grounding clamp



Ref.	Description	Units	Quantity per case
A817	650A screw earth clamp	1	20



Welder's hammer Pro



Ref.	Description	Units	Quantity per case
HMM1001	Welder's hammer Pro 300g	1	20
HMM1002	Welder's hammer Pro 500g	1	20



Expert Fiber Hammer



Ref.	Description	Units	Quantity per case
HMM1000	Expert fiber welding hammer	1	20

